


MAG 5000/6000 / MASS 6000 display and keypad test


Display test


While the transmitter powers on, press the  key in order to start the display test mode. The display will show:

Power On







Self test




Then press the  key again. All pixels in display will start flashing. If all pixels within all characters can be toggled on / off, the display is OK.




Keypad test

<p>Press the  key again and hold in order to start the keypad test. The display must show 000001. When the key is released, the display must show 000000.</p>	 A photograph of a keypad interface. The green LCD display shows the number '000001'. Below the display are six buttons with icons: a left arrow, a right arrow, a left arrow with a document, a right arrow with a document, a circular arrow, and a lock icon. A finger is shown pressing the lock icon button. Text at the bottom of the keypad reads 'SITRANS F C MASSFLO MASS 6' and 'Code no. 7ME4110-2CC10-1AA0'.
<p>Press the  key. The display must show 000010. When the key is released, the display must show 000000.</p>	 A photograph of the keypad interface. The green LCD display shows '000010'. A finger is shown pressing the button with the right arrow and document icon. Text at the bottom of the keypad reads 'SITRANS F' and 'Code no. 7'.
<p>Press the  key. The display must show 000100. When the key is released, the display must show 000000.</p>	 A photograph of the keypad interface. The green LCD display shows '000100'. A finger is shown pressing the button with the circular arrow icon. Text at the bottom of the keypad reads 'MASSFLO MASS 6000' and 'E-4110-2CC10-1AA0'.

Press the  key. The display must show **100000**.


When the key is released, the display must show **000000**.



Press the  key. The display must show **010000**.

When the key is released, the display must show **000000**.




Press the  key. The display must show **001000**.

When the key is released, the display must show **000000**.

If all 6 keypad button tests were successful, the keypad is OK.



Press the  key again. The transmitter will continue powering up and then enter measuring mode.

