



ENVIRONMENTAL PRODUCT DECLARATION

SENTRON

INSTA contactor 5TT58

Type II according to ISO 14021 including life cycle impact assessment (LCIA)



SIEMENS

11-Jul-23

General information

This environmental product declaration (EPD) is based on the international standard ISO 14021 (“Environmental labels and declarations – Self declared environmental claims – Type II environmental labelling”). The data in this EPD has been evaluated on a full-scale life cycle assessment (LCA) study according to ISO 14040/44, taking into account the product category rules (PCR) for electronic and electrotechnical products and systems defined in EN 50693, as well as product specific rules (PSR) for low-voltage switchgear and control gear equipment in IEC TS 63058 ED1.0.

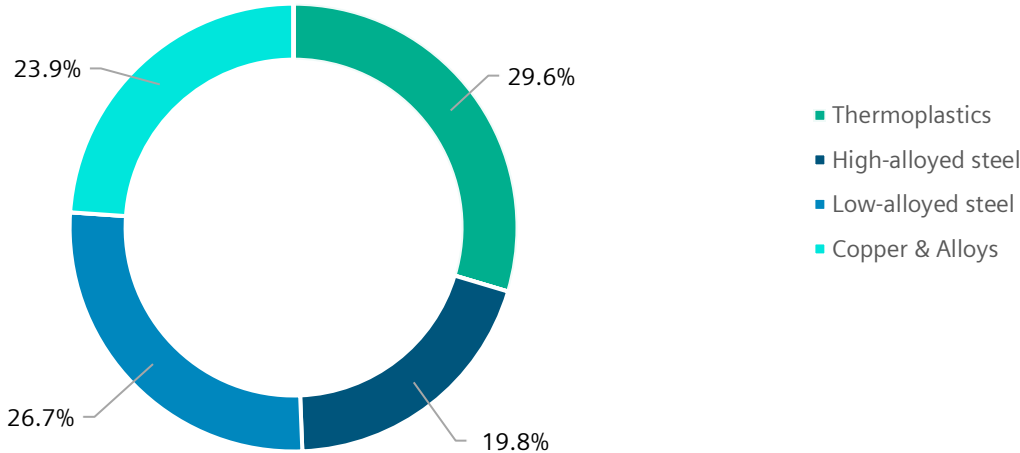
Siemens is dedicated to an environmentally conscious design of its products in line with IEC 62430 and has implemented an integrated management system according to ISO 9001, ISO 14001 and ISO 45001.

Products	All variants in the range of 5TT58..-
Represented by	5TT5830-0
Product Description	INSTA contactor with 4 NO contacts Contact for 230 V AC, 400 V 25 A Control 230 V A
Functional Unit	To make, carry and break currents at rated operation voltages U_e and for the utilization categories and N operations according to IEC 60947-4-1 by a remotely operated switching device. To provide galvanic opening of a circuit.

Material composition

The following chart outlines the overall material composition of the calculated reference product without packaging. Product weight of 239 g adds up with packaging weight of 18 g to a total weight of 257 g. Packaging consists of cardboard (PAP 20 Corrugated Fiber Board; ~18 g).

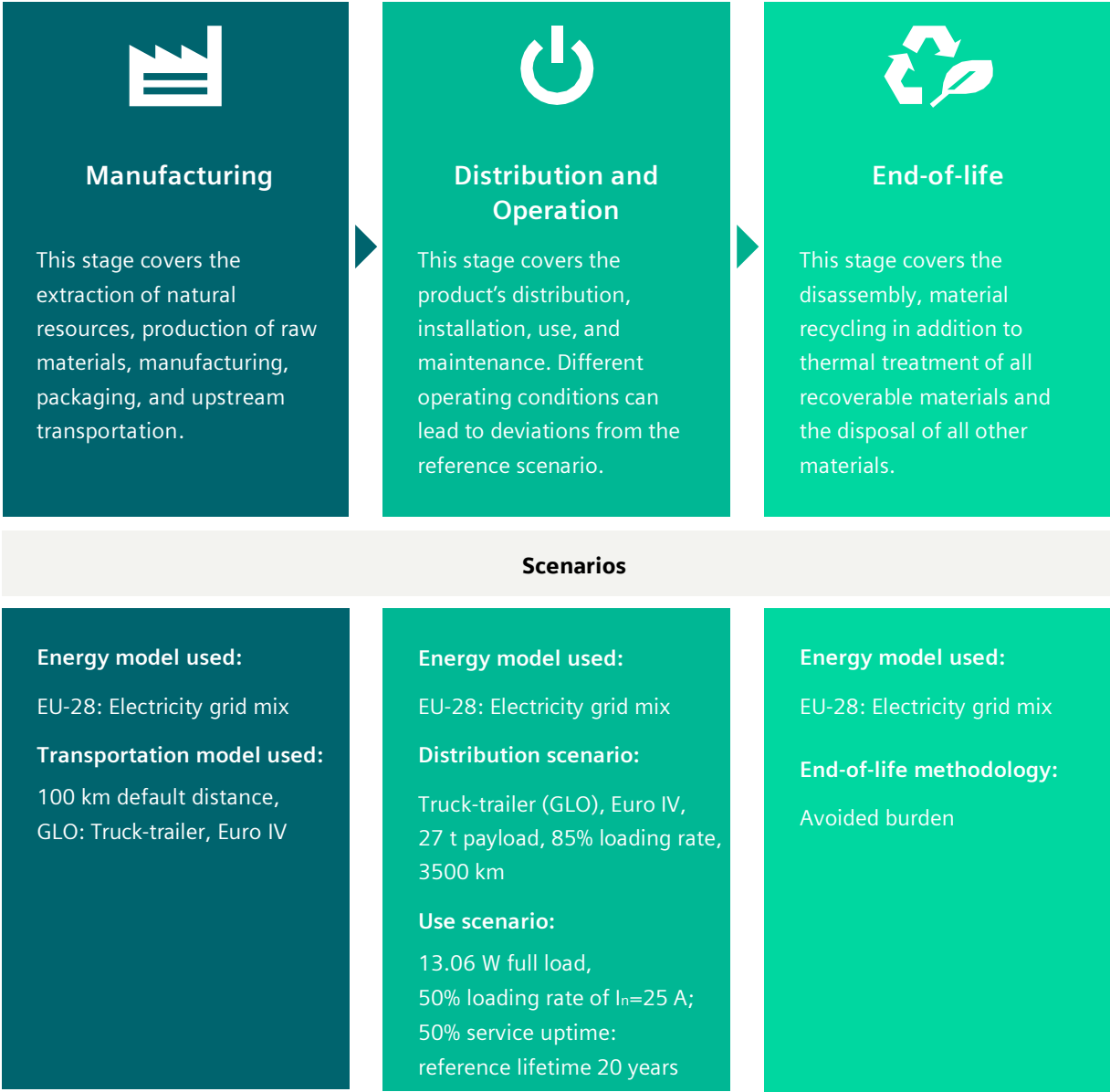
Product Weight 239g



Substance assessment

At Siemens, we are committed to the development and production of environmentally sound and sustainably produced equipment. This includes avoiding hazardous substances in our products without compromising their benefits for our customers. Please visit the following website to learn more about how we comply with product-related environmental regulations like RoHS, REACH, WEEE and others: [Product Related Environmental Protection](#)

Life cycle stages and reference scenarios



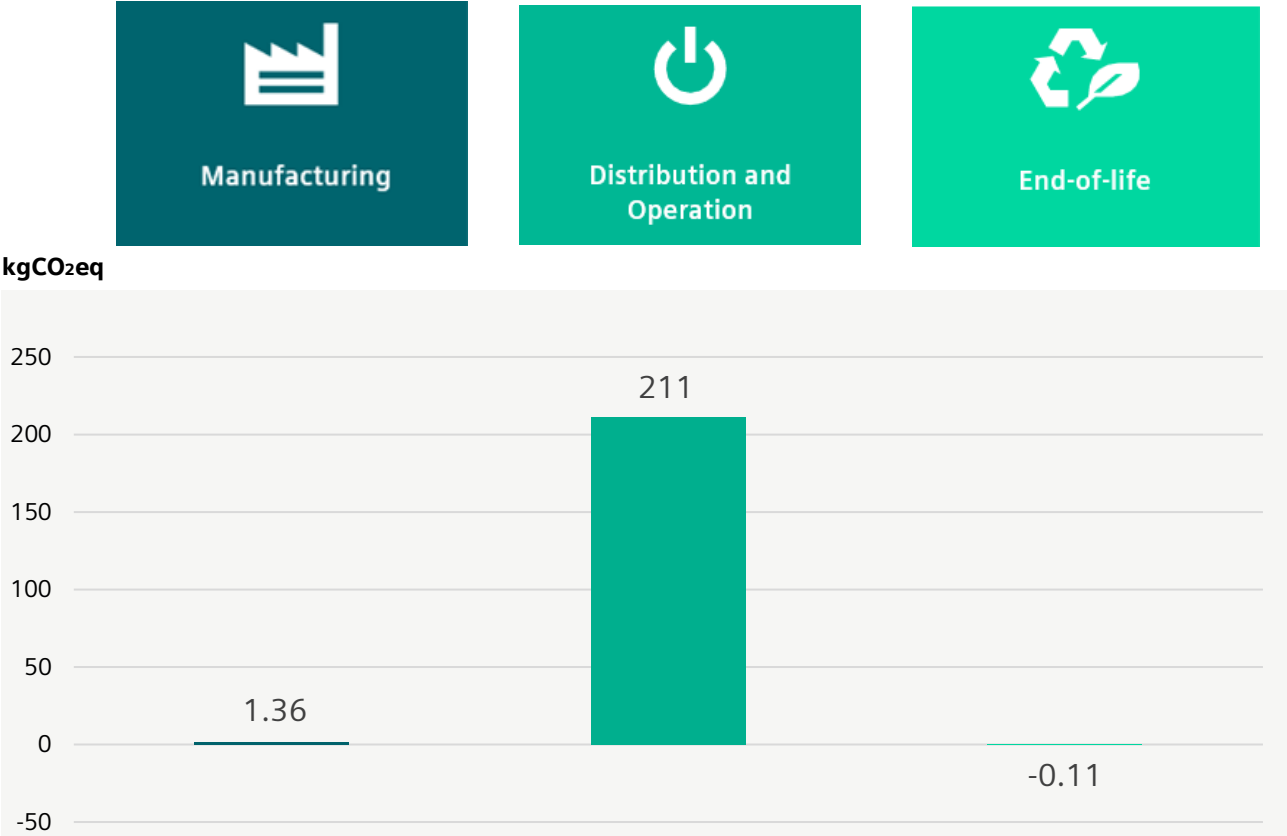
Key environmental performance indicators

The following impact categories characterize the product's environmental footprint. They have been calculated with LCIA methodology EF3.0; LCA tool: GaBi 10.6.2, Database: GaBi Professional & Extensions, 2020.

Impact category	Unit	Total	Manufacturing	Distribution	Operation	End-of-life
Acidification	Mole of H+ eq	4.63E-01	7.11E-03	2.91E-04	4.58E-01	-2.60E-03
Climate change – total	kg CO2 eq	2.12E+02	1.36E+00	5.10E-02	2.11E+02	-1.06E-01
Climate change – fossil	CTUe	1.67E+03	1.27E+01	5.37E-01	1.66E+03	-1.39E+00
Climate change – biogenic	kg P eq	6.11E-04	2.74E-06	1.05E-07	6.09E-04	-2.36E-07
Climate change – land use and land use change	kg N eq	1.04E-01	8.52E-04	1.44E-04	1.03E-01	-1.84E-04
Ecotoxicity, freshwater – total	Mole of N eq	1.09E+00	8.75E-03	1.59E-03	1.08E+00	-1.86E-03
Eutrophication, freshwater	CTUh	1.11E-07	6.34E-08	1.07E-11	4.76E-08	-3.24E-10
Eutrophication, marine	CTUh	1.76E-06	2.63E-08	5.66E-10	1.75E-06	-8.91E-09
Eutrophication, terrestrial	kBq U235 eq	1.03E+02	1.49E-01	6.63E-05	1.03E+02	2.67E-02
Human toxicity, cancer – total	dimensionless (pt)	1.37E+03	5.90E+00	2.13E-01	1.37E+03	-1.44E+00
Human toxicity, non-cancer – total	kg CFC-11 eq	3.77E-09	3.67E-10	7.27E-15	3.06E-09	3.45E-10
Ionising radiation, human health	Disease incidences	3.86E-06	7.14E-08	1.01E-09	3.80E-06	-1.18E-08
Land Use	kg NMVOC eq	2.80E-01	2.71E-03	2.75E-04	2.78E-01	-6.41E-04
Ozone depletion	MJ	3.80E+03	2.02E+01	6.78E-01	3.79E+03	-2.54E+00
Particulate matter	kg Sb eq	9.93E-05	1.47E-04	5.28E-09	5.70E-05	-1.05E-04
Photochemical ozone formation, human health	m ³ world eq	4.78E+01	3.05E-01	2.01E-04	4.76E+01	-5.75E-02
Resource use, fossils	Mole of H+ eq	4.63E-01	7.11E-03	2.91E-04	4.58E-01	-2.60E-03
Resource use, mineral and metals	kg CO2 eq	2.12E+02	1.36E+00	5.10E-02	2.11E+02	-1.06E-01
Water use	CTUe	1.67E+03	1.27E+01	5.37E-01	1.66E+03	-1.39E+00

Climate change

This chart shows the overall impact of the product on climate change – total. The operations phase is the lifecycle phase with the biggest overall impact. Different operating conditions can lead to deviations from the reference scenario. The distribution stage of the reference product is not shown in the chart due to its relatively small contribution to climate change and its impact is included in the operation bar.



End-of-life results

The end-of-life stage was modelled by shredding of the device, followed by sorting and material separation process.

It leads to:

- an overall product recyclability of up to 58% mainly due to high metal content
- an energy recoverability of up to 34% from plastic materials
- a minimum disposal rate of 9%

The exact final values depend on the used recycling process and add up to 100%.

Note: The device should not be disposed of as unsorted municipal waste. Special treatment for specific components may be mandated by law or recommended for environmental reasons. Observe all local and applicable laws.

Legal Disclaimer

This Environmental Product Declaration (EPD) is for information purposes only. It is based upon the standards mentioned above.

This EPD does not warrant or guarantee the composition of a product or that the product will retain a particular composition for a particular period. Therefore, all warranties, representations, conditions, and all other terms of any kind whatsoever implied by statute or common law are – to the fullest extent permitted by applicable law – excluded.

Siemens therefore does not assume any liability for any error or for any consequence which may arise from the use of this information to the maximum extent under the law.

Please be aware that the data of this EPD cannot be compared with data calculated based upon product category rules (PCRs) other than the standards mentioned above. The values given are only valid within the context specified and cannot be used directly to draw up the environmental assessment of an installation.

**Published by
Siemens AG**

Smart Infrastructure
Electrical Products
Postbox 10 09 53
93009 Regensburg
Germany

Subject to changes and errors.

The information given in this document only contains general descriptions and/or performance features which may not always specifically reflect those described, or which may undergo modification in the course of further development of the products. In particular no assurance is given that those descriptions and performance features stand under warranty or guarantee in sense of any liability for any error or for any consequence which may arise from the use of this information to the maximum extent under the law. The requested performance features are binding only when they are expressly agreed upon in the concluded contract.

All product designations may be trademarks or product names of Siemens AG or other companies whose use by third parties for their own purposes could violate the rights of the owners.

© 2023 by Siemens AG, Berlin and Munich